

HIPP-T006 Lymphocyte Serum-free Media

Serum-free media especially developed for lymphocyte culture in vitro

Since the end of the last century, the research team of BioEngine has been engaged in the research of in vitro culture of immune cells and has published a number of academic papers. The team began independent development of serum-free media for lymphocyte culture in vitro in 2015. *HIPP-T006* Lymphocyte serum-free medium is a product free of serum with a limited chemical composition developed by BioEngine according to the characteristics of blood cell growth and differentiation with independent intellectual property rights.

HIPP-T006 has a clear composition and uses high quality standard raw materials to ensure maximum safety and reliability of the production process. It is suitable for in vitro serum-free/reduced culture and amplification of primary cells such as PBMC, T cells and NK cells as well as cell lines such as NK-92, NK-92MI, K562 and Jurkat.

Features

- Xeno-free, contains no growth factors, synthetic activators, or undefined components
- Universality and flexibility: applicable for the culture of T-cell, NK cell, CAR-T, CIK, CAR-NK-92, hematopoietic stem cell and types of cell lines (NK-92, NK-92MI, K562, Jurkat, etc.)
- Allowing for direct use in culturing cell lines without the addition of serum, plasma or serum substitutes, to achieve the same culture results as serum-containing media
- Better than similar domestic and foreign brands under the same conditions in culturing primary cells



HIPP-T006 Lymphocyte Serum-Free Media

Advantages

- Maximum viable cell density up to 5×10^6 cells/ml under static culture conditions;
- Manufactured under the cGMP guidelines and ISO13485 quality system, meet regulatory requirements in different countries;
- Use of fully automatic filling lines, to meet the needs of the customer's dosage and ensure the timeliness of supply and inter-batch stability;
- A direct substitute for similar domestic and foreign brands, producing better culture results than their counterparts;
- Comprehensive set of DMR documents for audit.

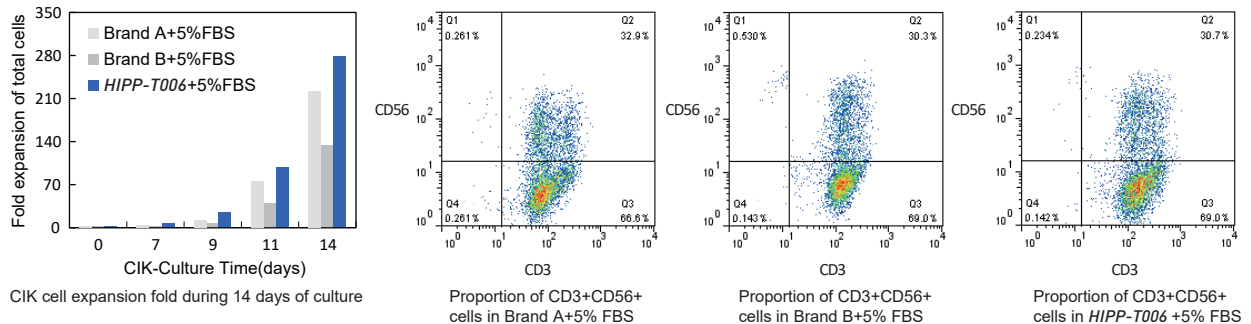
Ordering Information

Product Name	Cat. No.	Form	Size	Package	Grade
<i>HIPP-T006</i> Lymphocyte Serum-Free Medium	EXP0105301	Liquid (non phenol red)	1L	Bottle	GMP
	EXP0101304	Liquid (with phenol red)	1L	Bottle	Research Grade

Performance

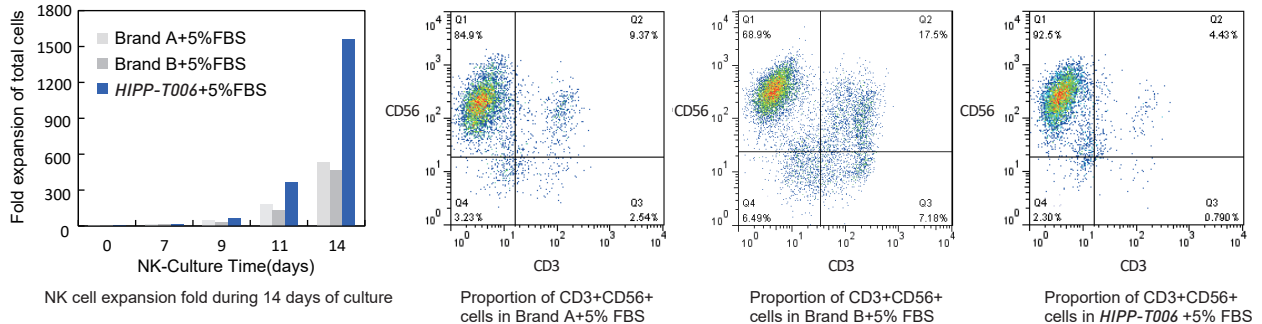
CIK cell culture

HIPP-T006 with 5% fetal bovine serum supported the efficient expansion of CIK cells induced from PBMCs. The cell expansion fold and proportion of CD3+CD56+ cells after 14 days of culture under the same conditions were higher than those of similar imported brands with 5% fetal bovine serum.



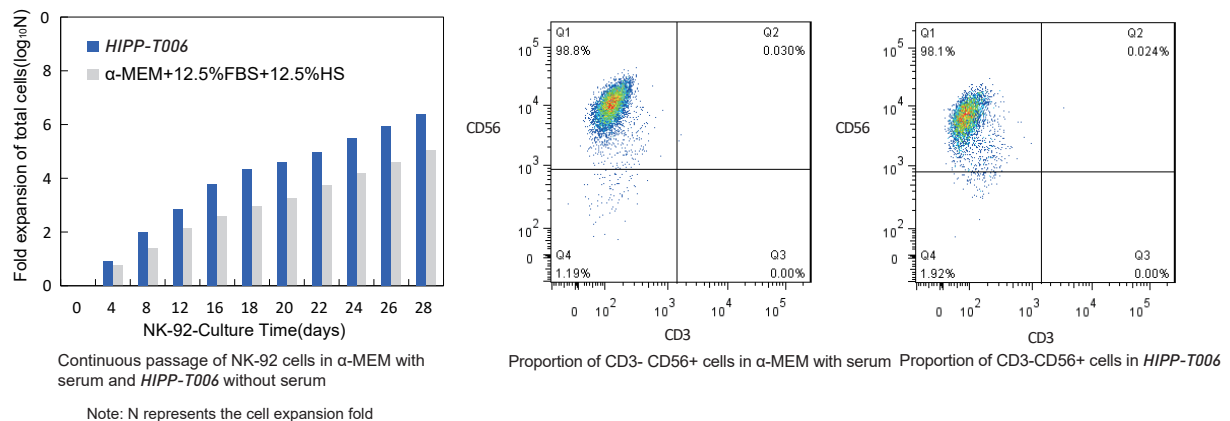
NK cell culture

HIPP-T006 with 5% fetal bovine serum supported the efficient expansion of NK cells induced from PBMCs. The cell expansion fold and proportion of CD3+CD56+ cells after 14 days of culture under the same conditions were higher than those of similar imported brands with 5% fetal bovine serum.



NK-92 cell culture

HIPP-T006 with no serum supports the efficient expansion of NK-92 cells and maintains NK-92 cells phenotype without loss, which is the same as α -MEM supplemented with 12.5% fetal bovine serum and 12.5% horse serum.



30 years of ingenuity on creating a novel drive for cell culture



BioEngine Official Website

Add.: Floor 5, Building 1, Lane 720, Cailun Road, Zhangjiang Hi-Tech Park, Pudong, Shanghai, PRC

Tel.: (86)21-68582660

Web.: www.bio-engine.com.cn

E-mail: marketing@bio-engine.com.cn